




## SPIDER CLAMP - SERIES 400

This model has two independent expanding clamps, allowing independent alignment of two hollow cylindrical components of different diameters. The bottom expanding clamp is inserted and clamped in the pipe by means of the knob. Then the other part (e.g. a flange) is placed over the top expanding clamp and clamped by means of the hand-bar. This model is specially suited for heavy parts. All locating rails are in stainless steel.




PART NO	CLAMPING RANGE		WEIGHT	
* 400-1 SS	2" - 6"	54 - 140 mm	3.31 lbs.	1.50 kg
* 400-2 SS	4" - 8"	85 - 220 mm	9.15 lbs.	4.15 kg
* 400-3 SS	6" - 14"	120 - 350 mm	26.01 lbs.	11.80 kg
* 400-4 SS	8" - 20"	180 - 520 mm	65 lbs.	30.00 kg
* 400-5 SS	16" - 36"	400 - 940 mm	145 lbs.	65.00 kg

*\* Suitable for stainless steel*

## ELBOW SPIDER CLAMP - SERIES 500

This model with two independent clamps is used for clamping flanges of all kinds and similar parts to elbows and pipe-bends of various diameters. The lower expanding clamp has strong gripping feet which insert into the bend and are tightened by means of the knob. The top expanding clamp is tightened by means of the handbar in the flange.




PART NO	CLAMPING RANGE		WEIGHT	
* 500-1 SS	2" - 4"	54 - 115 mm	2.53 lbs.	1.15 kg
* 500-2 SS	4" - 7"	85 - 195 mm	7.05 lbs.	3.20 kg
* 500-3 SS	6" - 12"	120 - 315 mm	21.16 lbs.	9.60 kg
* 500-4 SS	7" - 20"	180 - 520 mm	55 lbs.	25.00 kg

*\* Suitable for stainless steel*

## SCISSOR CLAMP - SERIES 100

For quick and accurate alignment of pipes of equal or differing diameters on a common centre line. Automatic diameter compensation. There's no need to make additional adjustments. All parts stay easily accessible for welding.



PART NO	CLAMPING RANGE		WEIGHT	
* 100-1 SS	1/8" - 3"	10 - 70 mm	4.85 lbs.	2.20 kg
* 100-2 SS	1.5" - 5"	40 - 140 mm	11.90 lbs.	5.40 kg
* 100-3 SS	2.5" - 12"	75 - 330 mm	55 lbs.	25.00 kg

*\* Suitable for stainless steel*